

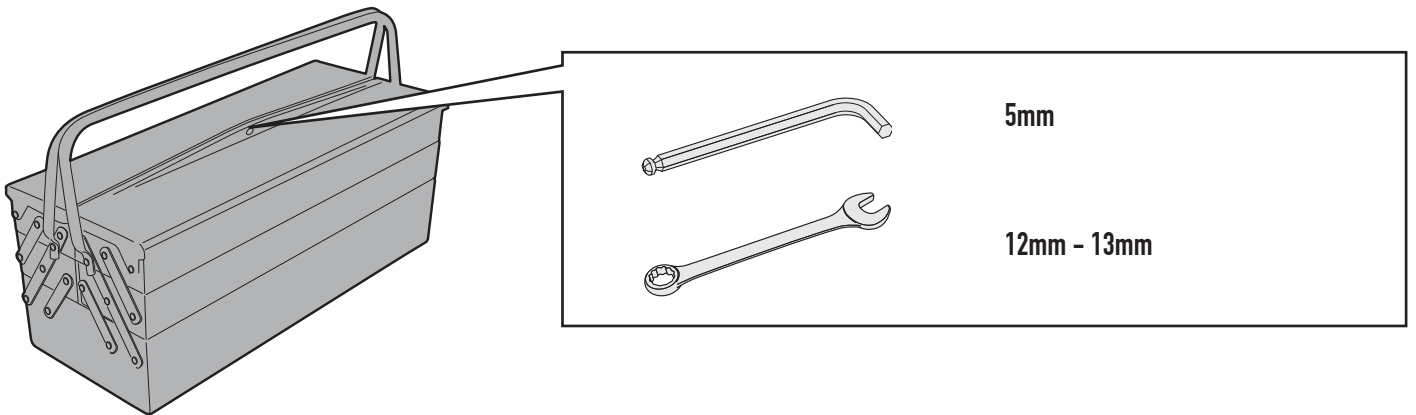
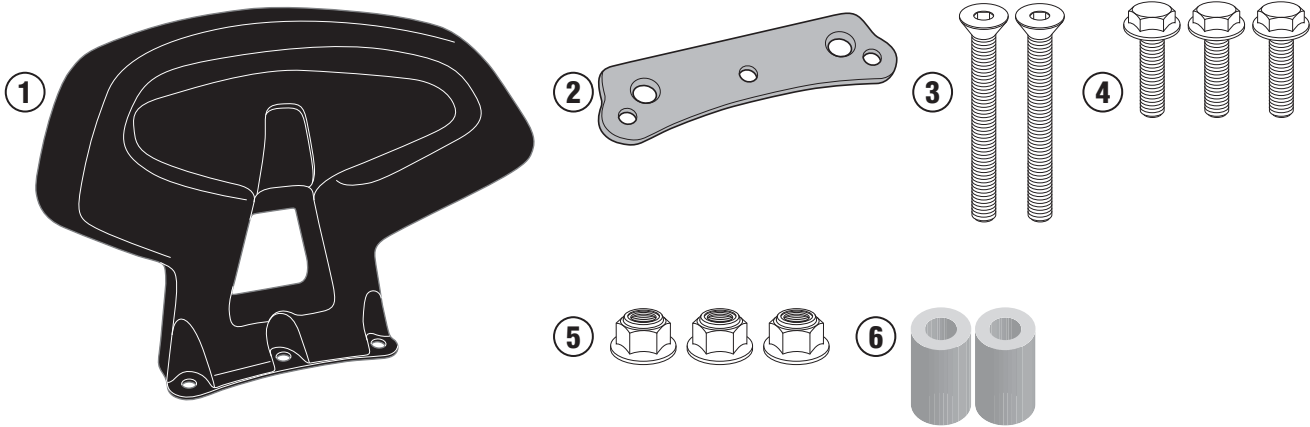
TB1136 - KTB1136

SCHIENALINO SPECIFICO - SPECIAL BACKREST - DOSSERET SPÉCIFIQUE - SPEZIFISCHE BEIFAHREER-RÜCKENLEHNE

RESPALDO ESPECÍFICO - APOIO ESPECÍFICO

HONDA PCX 125 - 150 (2014 - 2015)

N°	Descrizione	Caratteristiche	Codice	Quantità
1	Schienalino - Backrest - Dossieret Beifahrer-rückenlehne - Respaldo - Apoio	-	TB2013	1
2	Supporto - Support Support - Halterung Soporte - Apoio	-	GL3034	1
3	Vite - Screw Vis - Schraube Tornillo - Parafuso	TSP M8x55	855TSP	2
4	Vite - Screw Vis - Schraube Tornillo - Parafuso	TECF M8x20	820TECF	3
5	Dado - Bolt - Ecrou Mutter - Tuerca - Porca	Dado Auto Bloccante Flangiato M8	8DADIAFLN	3
6	Distanziale - Spacer Entretoise - Distanzstueck Distanciador - Espaçador	Ø16x28 Foro 8,5 mm	C16L28F8,5 ALT	2
7	Componenti originali - Original parts Parties originales - Original bauteile Componentes originales	-	-	-

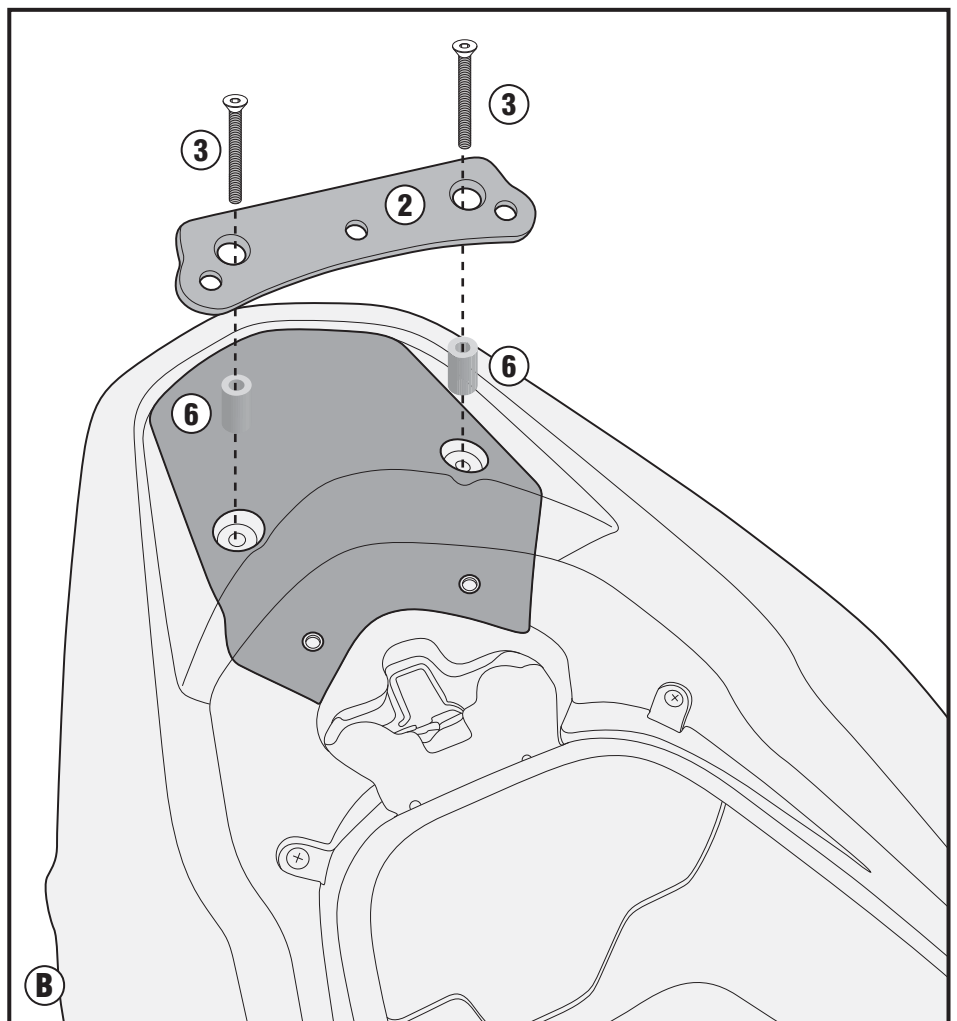
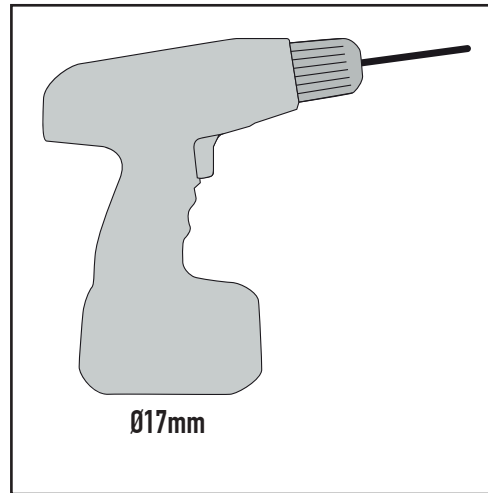
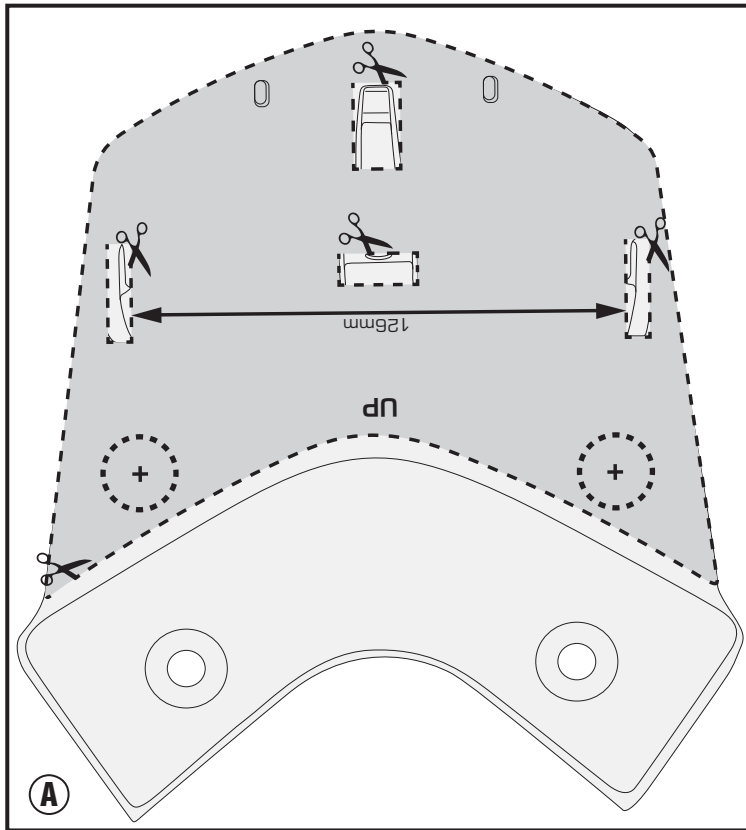


TB1136 - KTB1136

SCHIENALINO SPECIFICO - SPECIAL BACKREST - DOSSERET SPÉCIFIQUE - SPEZIFISCHE BEIFAHREER-RÜCKENLEHNE

RESPALDO ESPECÍFICO - APOIO ESPECÍFICO

HONDA PCX 125 - 150 (2014 - 2015)

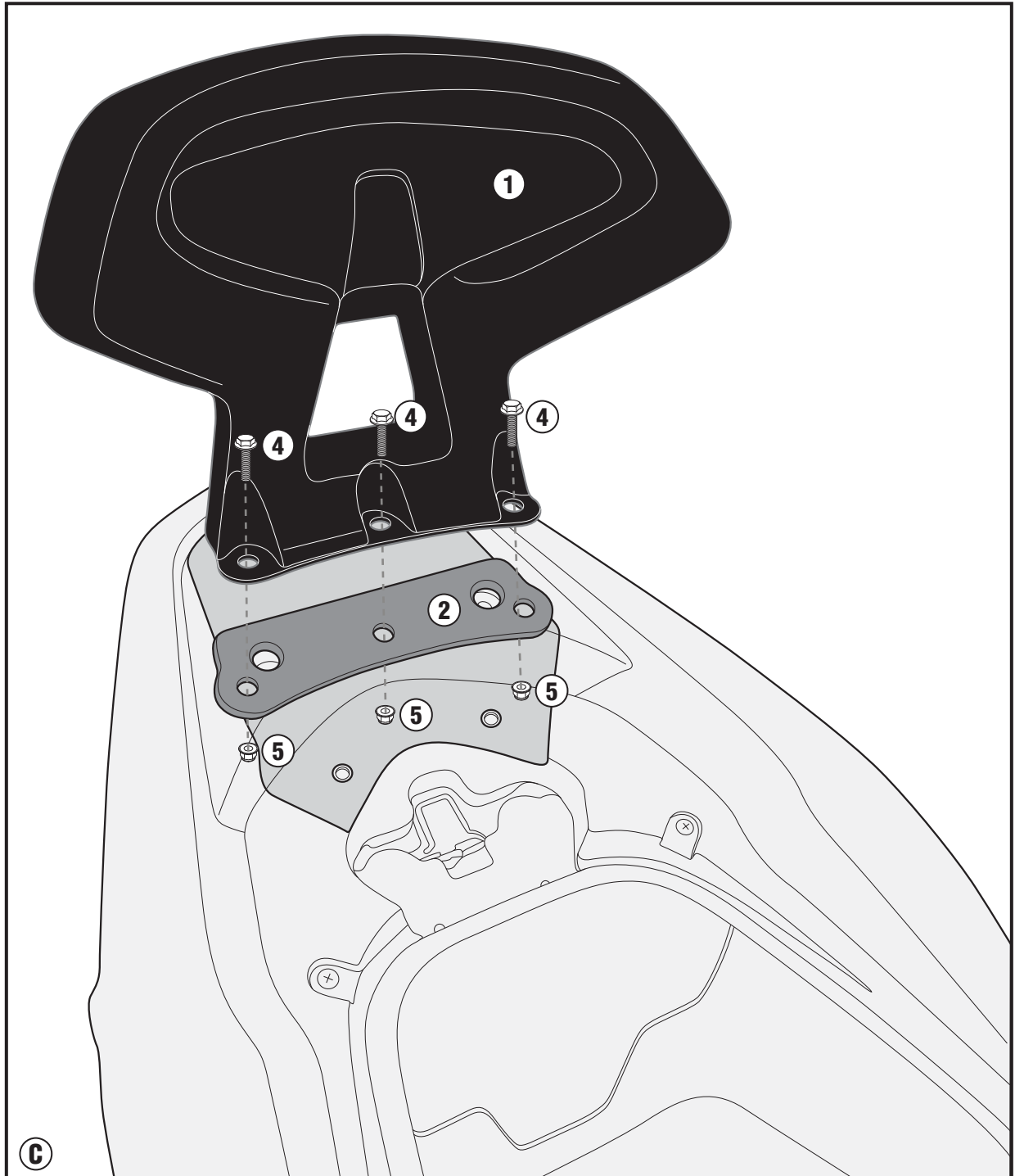


TB1136 - KTB1136

SCHIENALINO SPECIFICO - SPECIAL BACKREST - DOSSERET SPÉCIFIQUE - SPEZIFISCHE BEIFAHREER-RÜCKENLEHNE

RESPALDO ESPECÍFICO - APOIO ESPECÍFICO

HONDA PCX 125 - 150 (2014 - 2015)

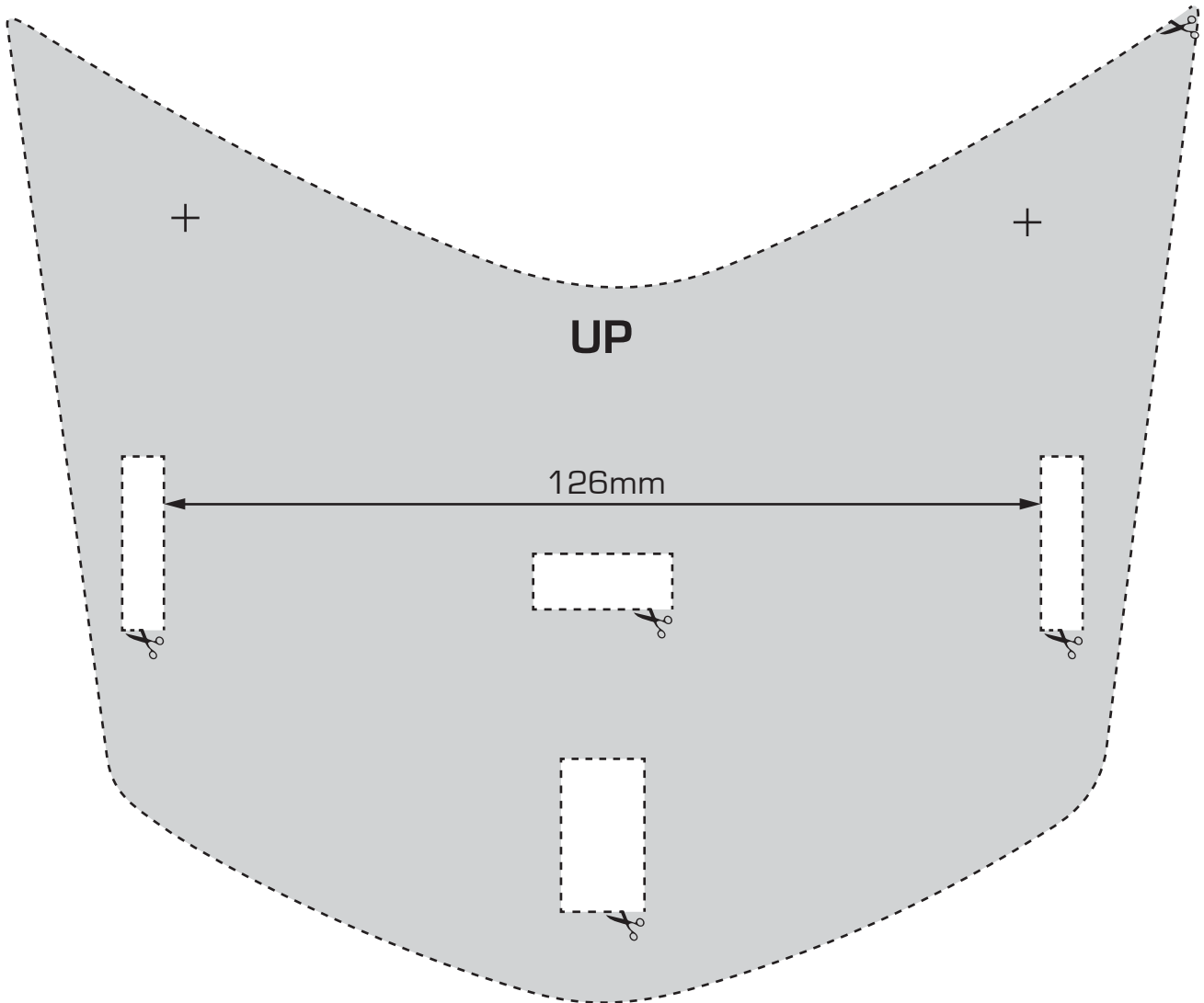


TB1136 - KTB1136

SCHIENALINO SPECIFICO - SPECIAL BACKREST - DOSSERET SPÉCIFIQUE - SPEZIFISCHE BEIFAHREER-RÜCKENLEHNE

RESPALDO ESPECÍFICO - APOIO ESPECÍFICO

HONDA PCX 125 - 150 (2014 - 2015)



- . PRIMA DI FORARE VERIFICARE CHE LA DIMA CORRISPONDA ALLE MISURE INDICATE
- . BEFORE DRILLING HOLES CHECK THAT MEASURES ON TEMPLATE CORRESPOND
- . AVANT DE PERCER CONTROLER QUE LE GABARIT CORRESPOND AUX MESURES INDIQUEE
- . BEVOR DER KOFFERDECKEL DURCHBOHRT WIRD, PRÜFEN SIE DAß DIE SCHABLONE DEN GEGEBENEN ABMESSUNGEN ENTSPRICH
- . ANTES DE HACER LOS AGUJEROS COMPROBAR LAS MEDIDAS DE LA PLANTILLA CORRESPONIENTE