

ZIGZAG HANDLEBAR BAG™

Motorbike glove box named for Oregon's scenic Zigzag River.
Straps to most motorcycle handlebars.



1.5
LITERS



- Straps to almost any motorcycle's handlebars, plus engine guards, tail racks and more
- Interior mesh zippered pocket
- Threads onto belt or pack when removed from machine
- Bomb Shell™ construction: heavy-duty trucker's tarp and ballistic nylon
- Beefy YKK coil zipper

WARNING: This product can expose you to chemicals including DBP and DEHP which is known to the State of California to cause cancer and birth defects or other reproductive harm. For more information go to www.P65Warnings.ca.gov.



GO LIGHT. GO FAST. GO FAR.

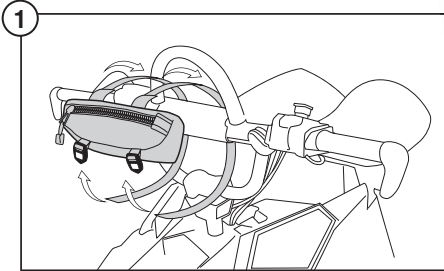
804881



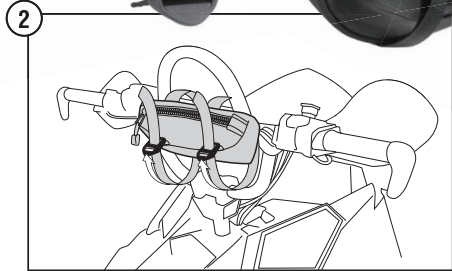
8 16205 02050 3

INSTALLATION INSTRUCTIONS FOR THE ZIGZAG HANDLEBAR BAG

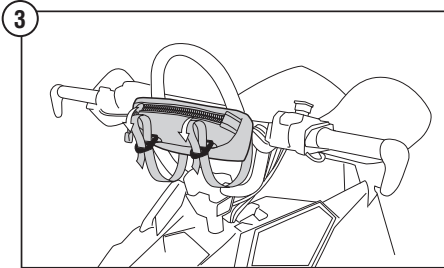
Failure to follow recommended mounting instructions voids warranty. Manufacturer is not liable for any damage, injury or death that results from improper use and installation of products. By installing these products, user accepts all liabilities, terms and conditions outlined in the Liability & Warranty statement: <http://giantloopmoto.com/warranty/>



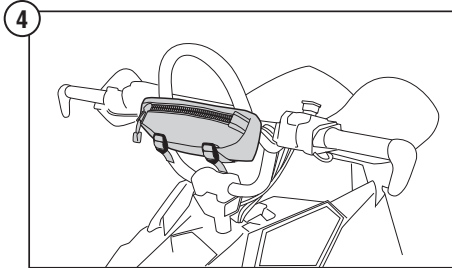
Position Bag by wrapping around bar (facing either towards or away from rider) and holding in place with hook-and-loop straps. Ensure the bag does not interfere with controls. Position Bag by wrapping around bar (facing either towards or away from rider) and holding in place with hook-and-loop straps. Ensure the bag does not interfere with controls.



Thread webbing through thumb-lock buckles.



Loop the webbing back through the thumb-lock buckles to secure.



Tighten webbing straps to keep Bag and contents stable.

PACKING TIPS

- This bag is NOT waterproof. Store items in plastic bag or drysack to protect from moisture.
- Check and re-tighten all straps at stops, as gear can shift and compress.
- Do not overstuff or over pack.
- Hand wash with mild soap and warm water. Hang to air dry, DO NOT MACHINE WASH.
- To avoid stench, mold and mildew, do not leave wet gear in sealed bags for extended periods, and thoroughly air dry bags before storing them.
- Pack hard, sharp or metallic gear in protective wrappers and/or sleeves.
- Protect from contact with other solid objects that may abrade fabric such as hard metal rack surfaces.



See giantloopmoto.com/warranty/ for complete warranty details.

0619



www.giantloopmoto.com | 888-358-8347 | Bend, Oregon USA

GO LIGHT. GO FAST. GO FAR.