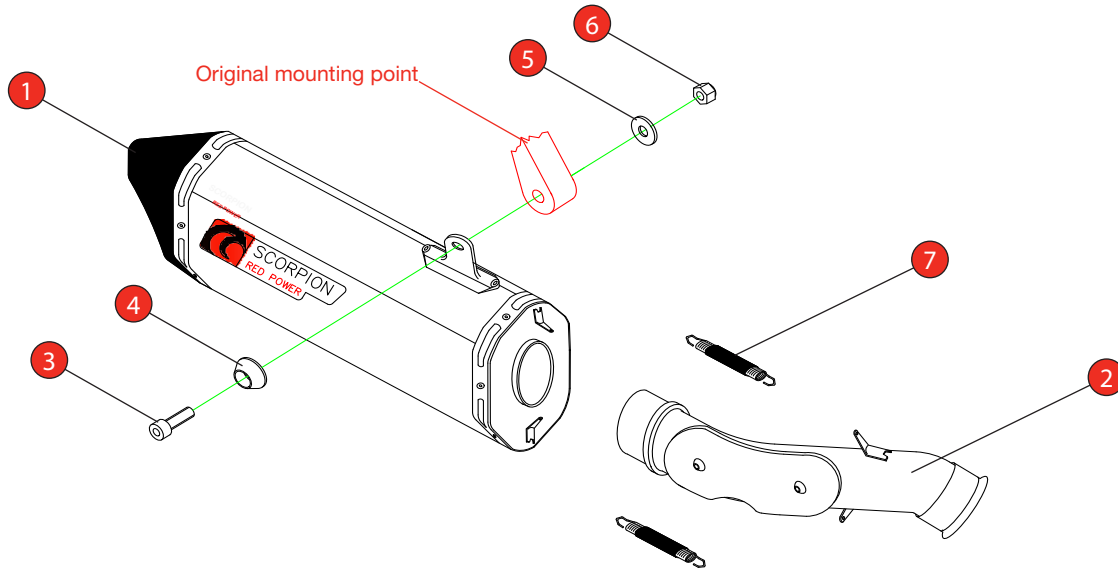


Bike	KTM 790 Duke	Part No.	RKT-88
Year	2018-2020	Fit Kit	Z039.10636
Notes	Where not supplied use original fittings	dB Killer	SCEXDBK23 - (Type V)


Estimated Fitting Time: 60 Minutes



NO.	PART NO.	DESCRIPTION	QTY
1	RSC437	Serket Silencer	1
2	CP1001	Connecting Pipe With Carbon Heat Shield Z028.20379	1
Fit Kit - Z039.10636			
3	Z017.10079	M8 x 55mm Cap Head Bolt	1
4	Z026.20068	Alloy Bolt Finisher	1
5	Z017.10825	M8 x 25mm Washer	1
6	Z017.10062	M8 Nyloc Nut	1
7	Z028.10030	Rubber Coated Spring	2


CLASSIFICATION	Closed Circuit Product
HOMOLOGATED	No
DATE	15/08/2022
ISSUE	06
AUTHORISED	S Shipley

NOTE: ENSURE SCORPION SYSTEM IS CLEAR OF MOVING PARTS AND ALL ORIGINAL FUNCTIONS WORK CORRECTLY.



STAY CONNECTED TO RED POWER.

Bike	KTM 790 Duke	Part No.	RKT-88
Year	2018-2020	Fit Kit	Z039.10636
Notes	Where not supplied use original fittings	dB Killer	SCEXDBK23 - (Type V)



A) Start by removing the bolt from the vband clamp on the rear silencer.

B) Open the clamp up and slide it off of the flanges.

C) Support the weight of the rear silencer and remove the mounting bolt.

D) Carefully remove the silencer from the bike.

E+F) It's now time to install your new Scorpion Exhaust starting with the connecting pipe. Place it onto the original system and attach using the original vband clamp. Leave the clamp slightly loose at this point to allow adjustment.

G) Slide the Scorpion silencer onto the connecting pipe and align the mounting bracket with the original mounting point on the bike.

H) Insert the supplied mounting hardware into the mounting bracket in the order shown in the diagram on the 1st page.

Bike	KTM 790 Duke	Part No.	RKT-88
Year	2018-2020	Fit Kit	Z039.10636
Notes	Where not supplied use original fittings	dB Killer	SCEXDBK23 - (Type V)



I) Attach the springs between the silencer and the connecting pipe.

J) Adjust the system so that it sits nicely, is clear of moving parts and is under no stress, then fully tighten the vband clamp.

K) Now fully tighten the silencer mounting bolt.

L) Take the bike for a short ride to ensure it functions as it should.

Once the bike and exhaust are cool enough check all nuts and bolts are still secure.



Bike	KTM 790 Duke	Part No.	RKT-88
Year	2018-2020	Fit Kit	Z039.10636
Notes	Where not supplied use original fittings	dB Killer	SCEXDBK23 - (Type V)

Estimated Fitting Time: 60 Minutes



Thank you for purchasing your Scorpion Silencer.

Care of your exhaust: Please refrain from cleaning silencer with heavy solvents or abrasives!

Vielen Dank Für den kauf eines Scorpion Schalldampfers! Pflegehinweis: Bitte verwenden Sie niemals Scheuermittel oder aggressive Reiniger zur Pflege Ihres Auspuffes!

Merci d'avoir choisi un echappement Scorpion.

Entretien de votre silencieux: Ne pas utiliser de solvants ou de produits abrasifs!

Muchas gracias por adquirir un Silencioso Scorpion. Le recomendamos no limpiar el silencioso con productos abrasivos o aquellos que contengan disolventes.



STAY CONNECTED TO RED POWER.